

## Heavy Payload Paint Robot

# FANUC Robot P-350iA/45




### Features

The P-350iA/45 is a heavy payload robot Class 1/Division 1 rated robot with a wrist payload of 45kg. The P-350iA/45 is designed for flexibility for use in a wide variety of hazardous applications:

- Paint
- Sealer
- Surface cleaning and prep
- Material handling
- Material removal
- Inspection

Some of the key features of the P-350iA/45 include:

- Industry's largest payload capacity for a Class 1 Division 1 approved robot
- IP67 rating for severe dust and liquid protection
- Ability to support EOAT tool change packages
- Multiple application software options  
PaintTool, HandlingTool, SpotTool + Dispense Plug-in
- Singularity avoidance
- Highest accuracy Class 1 Division 1 rated robot in the industry
- Multi-axis capability with purged auxiliary motor boxes
- FM and ATEX Approval.

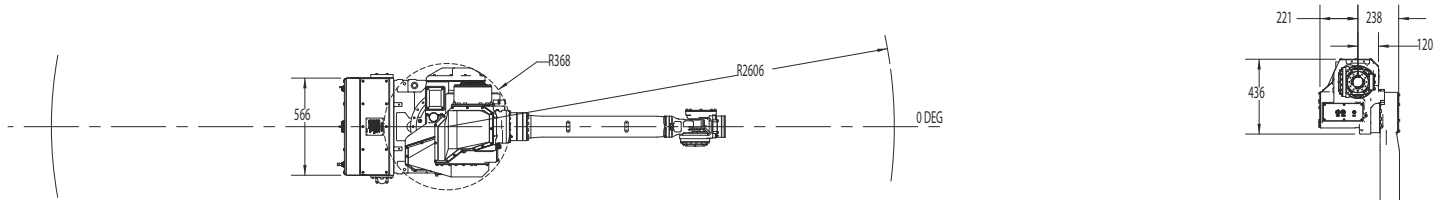


P-350iA/45 painting aircraft fuselage



P-350iA/45 coating cabinet doors of various sizes

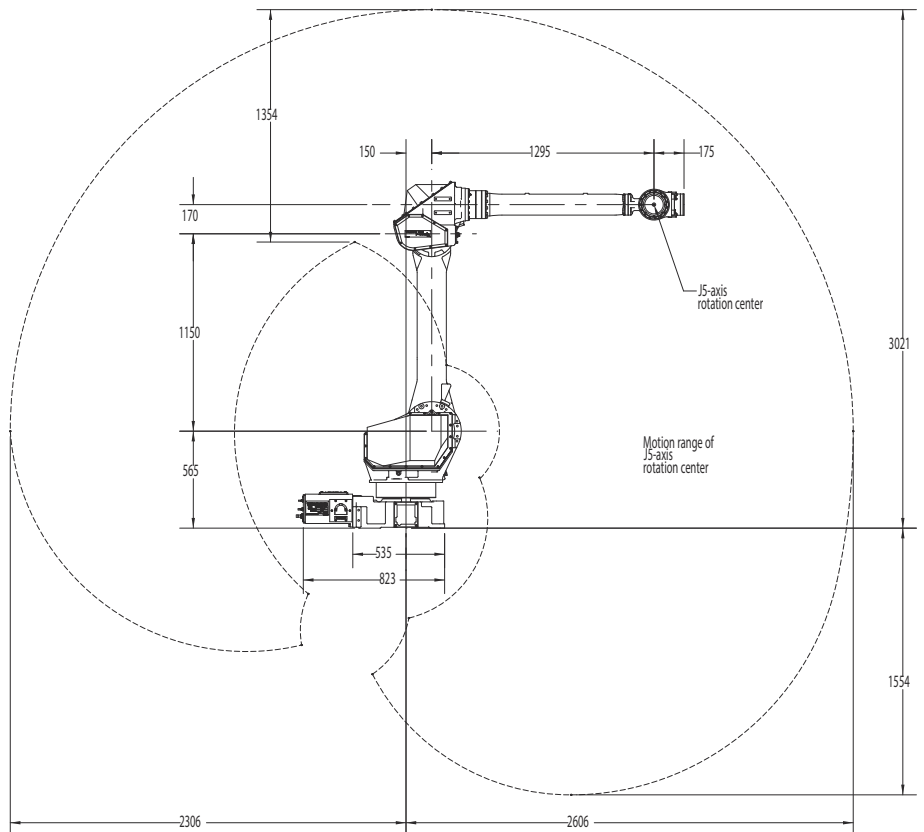
# FANUC Robot P-350iA/45



## P-350iA/45 SPECIFICATIONS:

Item	Specification	
Controlled axes	6 axes robot	
Installation (Note 1)	Floor, Upside-down, Angle mount	
Reach	2606mm	
Motion range & speed	J1	360° (180°/s)
	J2	225° (180°/s)
	J3	440° (180°/s)
	J4	800° (250°/s)
	J5	250° (250°/s)
	J6	800° (300°/s)
Max. load capacity at wrist	45kg	
Max. load capacity at J3 casing (Note 2)	15kg	
Max painting speed	2000 mm/s	
Max handling speed	4000 mm/s	
Allowable load moment at wrist	J4	206 N·m
	J5	206 N·m
	J6	127 N·m
Allowable load inertia at wrist	J4	28 kg·m <sup>2</sup>
	J5	28 kg·m <sup>2</sup>
	J6	20 kg·m <sup>2</sup>
Mechanical brakes	All axes	
Drive method/Position encoders	Electric servo drive by AC servo motor	
Repeatability	+/- 0.1 mm	
Robot weight (Note 3)	590 kg	
Hazardous location certification	Class I, II, III Div. I Group C, D, E, F, G ATEX CE II 2 G c Ex ib px IIB T4 Ta = 0°C to +45°C ATEX CE II 2 D c Ex pD 21 T135°C Ta = 0°C to +45°C	

- Note:  
 1. Maximum work envelope is limited for robot mounting angle >42°  
 2. Maximum load capacity at J3 arm is limited by payload at wrist.  
 3. Mass is without controller, and without connection cables & conduit.



# FANUC

FANUC AMERICA CORPORATION  
 3900 WEST HAMLIN ROAD  
 ROCHESTER HILLS MI 48309-3253



MARKETING@FANUCAMERICA.COM

FANUCAMERICA.COM 888-FANUC-US